



*Annual Report*  
2020-2021



# CONTENTS

<b>Message from the Mayor</b>	<b>4</b>	<b>Major Projects Program</b>	<b>19</b>
<b>Message from the General Manager</b>	<b>5</b>	Stronger Communities Fund	20
<b>About our Annual Report</b>	<b>6</b>	Stronger Country Communities Fund	21
Performance Reporting	7	Murray Darling Basin Regional Economic Diversification Fund	22
Financial Statements	7	Our Region Our Rivers – Regional Growth Fund	22
Our Values	7	Drought Communities Programme	23
<b>Organisational Structure</b>	<b>8</b>	NSW Showgrounds Stimulus	24
Office of the General Manager	9	Local Roads and Community Infrastructure	24
Corporate Services Directorate	9	Fixing Local Roads	25
Infrastructure Directorate	9	Building Better Regions Funding	25
<b>Our Council</b>	<b>10</b>	Regional Airports Program	25
Mayoral Election	11	Major Projects Program Highlights	26
Council Meetings	11	Cressy Street & Waring Gardens Revitalisation	26
355 Committees	11	Riverfront Enhancement	26
External Committees	12	Signage Strategy Implementation	26
Advisory Committees and Working Groups	12	Rural Villages Business Painting	27
<b>Integrated Planning and Reporting Framework</b>	<b>13</b>	Streetlight Renewal Program	27
Community Strategic Plan	13	Memorial Park - Changeroom facilities	27
Resourcing Strategy	13	<b>Capital Works</b>	<b>28</b>
Delivery Program	13	Roads and Road Related Infrastructure	29
Operational Plan	14	Gravel Roads	29
Achieving our Operational Plan 2020-2021	14	Resealing	29
Key Achievements 2020-2021	16	Road Renewal and Kerb & Gutter	30
		Footpath	30
		Plant	30

Sewerage Services	31	Services to Carers	38
Asset Management	31	Companion Animal Management	38
Parks and Gardens	31	Lodgement of pound data collections returns	38
Waste Management	31	Lodgement of data relating to dog attacks with the Office of Local Government	39
Water Supply System	31	Animal control expenditure	39
<b>Statutory Reporting</b>	<b>32</b>	Community education programs	39
Overview	33	Euthanasia alternatives for unclaimed animals	40
Rates and Charges Written Off	33	Off leash areas	40
Overseas Visits	33	Inspections of Private Swimming Pools	40
Councillor Expenses and Provision of Facilities	34	<b>Appendix A: Audited Financial Statements (Separate Cover)</b>	<b>A1</b>
Contracts	35	<b>Appendix B: Government Information (Public Access) Act</b>	<b>B1</b>
Mayor and Councillor Professional Development	36	Overview	B2
Legal Proceedings	36	Review of Proactive Release Program	B2
Subsidised Private Works	36	Number of Access Applications Received	B2
Financial Assistance to Others	36	Statistical Information about Access Applications	B3
Delegated External Bodies	36	<b>Appendix C: Public Interest Disclosures Act</b>	<b>C1</b>
Controlling Interest in Companies	36	Overview	C2
Participation in Corporations, Partnerships, Joint Ventures or Other Bodies	37	Statistical Information on Public Interest Disclosures	C2
Equal Employment Opportunity Management Plan	37	Staff Awareness of Public Interest Disclosures Internal Reporting Policy	C2
Disability Inclusion Action Plan	37	Public Interest Disclosures Internal Reporting Policy	C2
General Manager and Senior Staff Remuneration	38	<b>Appendix D: End of Term Report</b>	<b>D1</b>
Stormwater Management Services	38	State of the Environment Report	66
Coastal Protection Services	38		
Planning Agreements	38		
Environmental Upgrade Agreements	38		

# MESSAGE FROM THE MAYOR

It is with mixed emotions I write this, my final annual report message as a councillor. After 26 years as a Councillor – 16 years as Mayor I am proud to present the 2020-2021 annual report for Edward River Council.

I must congratulate and thank our Council staff who has worked tirelessly, in particular during this very difficult last year as we battled a global pandemic, to ensure our residents were informed, engaged and supported.

Edward River Council is just five years old and in that time we have established an ambitious program to show not only the state, but the whole country what can be achieved when Council and its residents work together for the betterment of the whole community.

I am particularly proud of our advocacy work that has resulted in substantial state and federal government funding and has allowed Council to deliver some much-needed new projects and a strong maintenance program.

Highlights of 2020-2021 include the completion of the CBD revitalisation program, including streetscaping Napier and Cressy Streets; the beautification of Waring Gardens and the Covid support program for businesses and residents.

I am pleased to present the 2020-2021 annual report.



**Mayor  
Cr Norm Brennan**

# MESSAGE FROM THE GENERAL MANAGER

It is my pleasure as general manager of Edward River Council to present the annual report for 2020-2021, and pleasingly, despite the economic conditions brought on by Covid-19, our Council is reporting an improvement in both the total number of projects undertaken and their timely delivery.

It has not been an easy year for any of us in Edward River, with border closures having a significant impact on business, health and our way of life.

I am particularly grateful to our staff and Councillors who have worked to ensure we as a Council and community leader have minimised these impacts for our residents.

I would also like to personally thank those Councillors who are not standing in the next election, for their service in the most recent term of council. Most of the councillors who are no longer running have served this wonderful community for more than 20 years. Particular thanks to Norm Brennan for his leadership of the Council through its inaugural term as Mayor.

Pleasingly our strategic outcomes, as identified in our Strategic Plan - ***A great place to live; A prosperous and vibrant economy; A valued and enhanced natural environment; A region with quality and sustainable infrastructure; and A Community working together to achieve its potential*** are all reporting increases in achievement this year.

Our capital works program has delivered some fabulous new community assets as well as a program of renewables, maintenance and revitalisation for the region.

We look forward to delivering better roads, footpaths, kerb and guttering and other infrastructure projects in the coming year.

Thank you for helping drive our region, we are pleased to present our annual report for you, our residents.



General Manager  
Phil Stone

# ABOUT OUR ANNUAL REPORT



A council's annual report must be prepared in accordance with the Local Government Act and Local Government (General) Regulation 2021 and include a copy of the council's audited financial statements and once adopted also be posted on the council's website.

As this annual report coincides with the conclusion of the term of the elected Council, it is ordinarily supplemented by two additional report sections, one detailing the *State of the Environment* to assess if the local natural and built environments have improved and an *End of Term* report which assesses the delivery of the identified goals of the *Community Strategic Plan*.

## Performance Reporting

Under the Local Government Act 1993 (the Act) section 428 (1), all councils in NSW are required to report on their progress in implementing their Delivery Program and the effectiveness of the principal activities undertaken in achieving the objectives.

In some circumstances, such as where funding or approvals from other levels of government or supply constraints occur, Council will either not be able to commence projects or will be delayed in their delivery.

## Financial Statements

Council's financial statements are provided as an Appendix A to this Annual Report and this contains the general purpose financial statements, special purpose financial statements and special schedules.

## Our Values

Values form the basis of our culture; they add meaning to work and provide a basis for consistent planning and decision-making across our organisation. Edward River Council has adopted a set of values which were developed through a consultative process involving staff across the whole organisation.

All council employees are expected to demonstrate our corporate values when undertaking their roles and making decisions that impact our customers and community:

<b>L</b>	<b>Leadership</b> We seek to provide strong leadership for our community and customer. We lead with empathy and integrity.
<b>E</b>	<b>Excellence</b> We strive for excellence and continuous improvement: in who we are, in how we work, and in how we deliver results for our community.
<b>A</b>	<b>Accountability</b> We are open, honest and transparent in how we do business, the decisions we make and the actions we take.
<b>D</b>	<b>Delivery</b> We are committed to delivering results for our community and outstanding service to our customers.

# ORGANISATIONAL STRUCTURE

Edward River Council's organisational structure comprises of the Office of the General Manager and two Directorates; Corporate Services and Infrastructure. Together, the general manager and two directors comprise the organisation's Executive Management Team and are responsible for providing the organisation with strong effective leadership in delivering a diverse range of Council services to the community.





## Office of the General Manager

The Office of the General Manager is accountable to the Council for the day-to-day management of the council. In partnership with the management team, the Office of the General Manager advises the mayor and councillors on the development and implementation of strategies and policies of the council and provides executive support to the mayor and councillors. The office also guides Council's relationships with Federal, State, and local governments, as well as residents and ratepayers of the Edward River region. Its functions and services include:

- Advocacy, regional partnerships and government relations
- Civic events and Citizenship ceremonies
- Council Business and meeting support
- Mayor and Councillor secretarial support
- Communications and media relations

## Corporate Services Directorate

Corporate Services is responsible for providing governance oversight, administrative support and financial services to the organisation's internal and external customers, including managing the systems and processes required to enable outstanding service delivery to our customers. Its functions and services include:

- Customer service
- Finance, rates and revenue
- Internal audit

- Governance
- Integrated planning and reporting
- Human resources
- Workplace health and safety
- Information communications technology
- Records management
- Community and Economic Development

## Infrastructure Directorate

Infrastructure is responsible for the operation, maintenance and renewal of Council's built asset infrastructure and operational fleet, as well as open spaces, including parks and gardens and recreational reserves. Its functions and services include:

- Asset management
- Engineering and technical services
- Footpaths, kerb and gutter
- Open space, parks and gardens, and recreation facilities
- Roads and transport infrastructure
- Stormwater drainage
- Water and sewerage services
- Environmental Services

# OUR COUNCIL

Edward River Council's governing body is comprised of nine councillors, elected at the inaugural elections held on 9 September 2017. Councillors are elected to represent the entire region with the Mayor and Deputy Mayor being elected by the Councillors.

Councillors are responsible for making decisions and developing policies that guide the activities of the Council. This role is performed at the Council and Committee meetings, where the decision-making takes place. Our councillors also provide community leadership and provide representative input that, along with guidance of the general manager, facilitates communication between the Council as a governing body and the community.



Cr Norm Brennan  
Mayor



Cr Pat Fogarty  
Deputy Mayor



Cr Peta Betts



Cr Marg Bull



Cr Ashley Hall



Cr Norm McCallister



Cr Peter McCrabb



Cr Nick Metcalfe



Cr Mac Wallace

## Mayoral Election

The Council elected Cr Norm Brennan as Mayor and Cr Pat Fogarty as Deputy Mayor at its Ordinary Meeting in September 2017. Both Cr Brennan and Cr Fogarty were elected to their respective positions for a two-year term until September 2019 and re-elected to these positions in September 2019 for a further one year term. That was extended to a two year term in June 2020 due to the postponement of the local government elections into 2021 because of the COVID-19 pandemic. Both were most recently re-elected at the Council meeting of September 2021 to cover the period to the postponed December 2021 election.

## Council Meetings

In 2020-2021, Council held eleven (11) Ordinary Meetings and five (5) Extraordinary Meetings A total of number nine (9) Public Forum presentations were made to Council during this period.

## 355 Committees

Under section 355 of the Local Government Act, Council may delegate some of its functions to a Committee of Council. Council uses this delegation to appoint community members to manage its facilities or functions through a committee or board of management.

Council undertook an extensive review of its committee structure and undertook community liaison for the use of community assets. A number of 'fit for purpose' options for the appropriate level of regulatory oversight without significant 'red tape' and administrative expense were developed and will be fully implemented by the next Council.

During the review period, Council has continued the following committees under section 355 of the Act for the control and management of Council facilities:

- Blighty Hall Committee
- Boooroban Hall Committee
- Conargo Hall Committee
- Deniliquin Multi-Arts Centre Committee
- Mayrung Hall Committee
- Pretty Pine Hall Committee
- Wanganella Hall Committee

## External Committees

During the reporting period, Council was represented on a range of advisory committees, community groups, industry bodies and advocacy organisations, including:

- Central Murray County Council
- Country Mayors Association
- Edward River Local Emergency Management Committee
- Long Paddock Committee
- Murray Darling Association
- NSW Rural Fire Service Zone Bushfire Management Committee
- Riverina and Murray Joint Organisation

## Advisory Committees and Working Groups

A number of advisory committees and working groups have been established or are in the process of being established to enable Council to develop a greater strategic planning capability, including:

- Audit Risk and Improvement Committee
- Airport Users Group
- Cemetery Advisory Committee
- Memorial Park Users Group
- Rotary Park Users Group
- Saleyards Users Group
- Seniors Living Precinct Committee
- Local Traffic Committee

# INTEGRATED PLANNING AND REPORTING FRAMEWORK



The Local Government Act 1993 (the Act) requires all councils in NSW to operate within the Integrated Planning and Reporting Framework (IP&R) and is further integrating the role and functions of the Audit Risk and Improvement Committee which allows councils to draw their various plans together, understand how they interact and get the maximum leverage from their efforts by planning holistically for the future.

## **Community Strategic Plan**

Sitting above all other council plans and policies in the planning hierarchy, the Community Strategic Plan (CSP) identifies the main priorities and aspirations of the community and provides a clear set of strategies to achieve this vision.

While Council has a custodial role in preparing and maintaining the Community Strategic Plan, other stakeholders, including NSW Government agencies and community groups, may also be engaged in delivering the long-term objectives of the Plan.

Council has recently completed the community consultation phase for the updating of the CSP for the new council term to commence in 2022.

## **Resourcing Strategy**

The Resourcing Strategy articulates how Council intends delivering the Community Strategic Plan. The Strategy consists of three components:

- Long Term Financial Planning;
- Workforce Management Planning and;
- Asset Management Planning.

## **Delivery Program**

The Delivery Program translates the goals of the community, as contained in the Community Strategic Plan, into actions. The Program sets out the principal activities to be undertaken by Council in implementing the Plan within the resources available under the Resourcing Strategy.

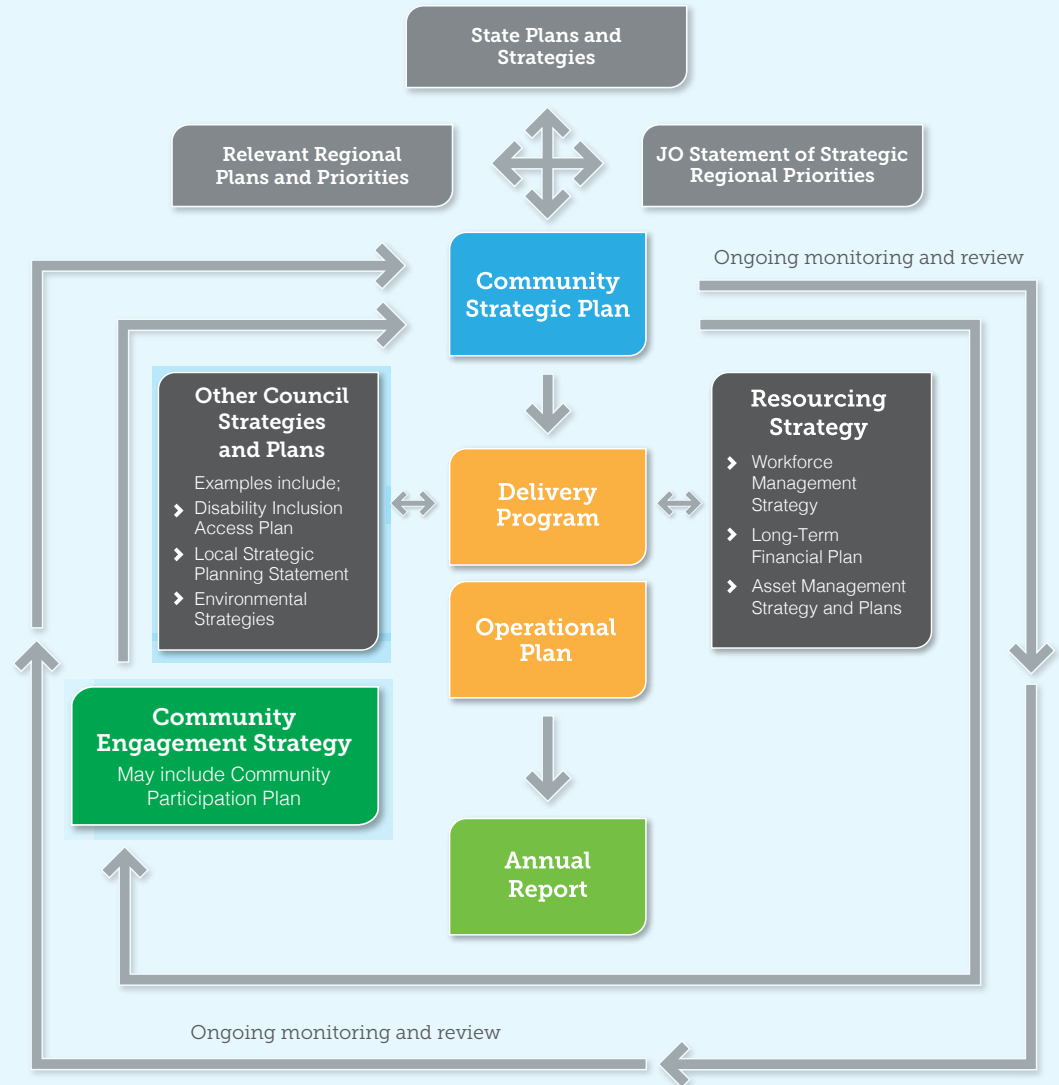
## Operational Plan

Spelling out the details of the Delivery Program, the Operational Plan lists the individual projects and activities that will be undertaken for the year to achieve the commitments made in the Delivery Program.

## Achieving our Operational Plan 2020-2021

The Local Government Act requires Council to report on the effectiveness of the principal activities in implementing the Delivery Program and Operational Plan in its Annual Report.

Performance achievements for the current and recent years are set out in the following table and, despite the economic conditions and staffing impacts associated with the Covid-19 operational environment, reflect an improvement in both the total number of projects undertaken and their timely delivery.



# ACHIEVING OUR OPERATIONAL PLAN 2020-2021, 2019-2020 AND 2018-2019

The Local Government Act requires Council to report on the effectiveness of the principal activities in implementing the Delivery Program and Operational Plan in its Annual Report.

Table A: Performance Status Summary							
Edward River 2030 Strategic Outcome		2020/2021		2019/2020		2018/2019	
#Projects planned / % completed		No.	%	No.	%	No.	%
1	A great place to live	24	95.8	27	88.9	12	41.6
2	A prosperous and vibrant economy	16	93.7	18	94.4	15	69.2
3	A valued and enhanced natural environment	15	75.0	21	85.7	16	56.3
4	A region with quality and sustainable infrastructure	19	52.6	14	71.5	11	63.6
5	A community working together to achieve its potential	49	97.9	45	91.1	23	91.3
<b>Total</b>		<b>121</b>	<b>86.7</b>	<b>125</b>	<b>88</b>	<b>75</b>	<b>68.0</b>

86.7 per cent of Council's annual Operational Plan actions for the year ending 30 June 2021 were completed on time and within overall budgets.

# KEY ACHIEVEMENTS 2020-2021

*Notable achievements for the 2020-2021 period included:*

## 1. A great place to live

- Revised Council's Advocacy Strategy for the improvement of health, education, economic development, and connectivity was developed
- Implemented the Rates Harmonisation changes as required by the NSW Government
- Provided \$40,000 through the Community Grants Program to support 14 community projects
- Continued delivery of projects funded through the NSW Government Stronger Country Communities and Stronger Communities Programs including:



- Delivered Cressy Street revitalisation works (also as part of the Our Rivers Our Regions program)
- Delivered Waring Gardens Upgrade
- Delivered the DNA Netball Court resurfacing
- Delivered Wood Street intersection upgrade as part of the Urban Road Infrastructure Project
- Advanced the Town Hall Revitalisation works
- Commenced Memorial Park – Play Space for All reasons
- Community resilience projects through the Drought Communities Programme including:
  - Commenced Rural Village Business Painting
  - Installed wayfinding and community asset signage throughout the CBD
  - Commenced the North Deniliquin Rest Area
  - Advanced the Town Hall Revitalisation Project
  - Commenced works to improve the Rotary Park Clubrooms and Grounds
- Completed Boooroban Heavy Vehicle layby
- Completed the Riverfront Beautification project through the Federal Government Building Better Regions funding - Our Rivers, Our Region Project
- Completed upgrades and renovations at the Crossing Café and Peppin Heritage Centre
- Hosted a range of community events including the Edward River Christmas Party, International Women's Day and the Senior's Week Festival and Industry Development Forums
- Implemented the companion animals de-sexing and microchip program
- Upgraded facilities at Memorial Park as part of the Showground Stimulus Fund, including:
  - Replacement of spectator seating and perimeter fencing
  - Construction of a formal car parking area and improved access to the reserve
- Under the Local Roads and Community Infrastructure – R1 funding Council commenced works on Community Facilities including:



- Installed new fencing at the urban and rural cemeteries
- Works at outlying villages; Pretty Pine Reserve, Mayrung Hall, Wanganella Playground, and Blighty Hall
- Completed works to improve the Airport Hangars
- Commenced work on an Off-Leash Dog Park

## 2. A prosperous and vibrant economy

- Delivered the CBD painting projects to refresh shop fronts and signage throughout the CBD
- Provided a generous *Trading While Upgrading* business support package for businesses affected by the Cressy Street Revitalisation works
- Expanded the Visit Deni marketing campaign to capture new NSW markets
- Provided free advertising for over 60 local businesses in the new *Visit Deni Official Visitor Guide*
- Advocated for the implementation of the *Edward River Agribusiness Masterplan*

– a regional plan to harness the region's competitive advantages in scalable agriculture and drive innovation and investment in the region

## 3. A valued and enhanced natural environment

- Developed the *Community Participation Plan* to enhance opportunities for all members of the community to participate in planning decisions
- Developed the *Local Strategic Planning Statement*
- Delivered the Annual Rural Tree Scheme
- Enhanced access to the Edward River through the Riverfront Revitalisation Project
- Progressed the development of the Edward River Local Environment Plan (LEP)

## 4. A region with quality and sustainable infrastructure

- Delivered Cressy Street revitalisation works (also as part of the Our Rivers Our Regions program) including relocating the overhead electricity lines underground

- Completed the Capital Works renewal program for:
  - Gravel Road re-sheeting
  - Reseals
  - Sealed road rehabilitation
  - Kerb and gutter
- Upgraded the Deni Industrial Estate Turning Lane intersection
- Upgraded the Napier Street and Cobb Highway intersection
- The Riverina Highway Reconstruction – Stage 2



- Commenced resealing the remaining 8km of unsealed section of Maude Road
- Telemetry system for the water supply and sewerage systems
- Commenced design for the reconstruction of the sealed runway at the Deniliquin Regional Airport

## 5. A community working together to achieve its potential

- Completed a strategic review of the Central Murray Library service
- Helped guide the community through the onset of the COVID 19 pandemic through media messaging and financial support mechanisms
- Implemented the Disability and Inclusion Action Plan by providing enhanced changing access at the Deniliquin Swim Centre
- Developed detailed plans to progress the revitalisation of the Civic Precinct and Estates Building
- Progressed options to implement the Edward River Council Rates Harmonisation Project

- Completed the *Business Continuity Main Plan* and a detailed COVID response sub-plan
- Completed the Leadership Capability Program for the leadership team
- Completed identification and analysis of strategic and operational risks for Council's Risk Register
- Completed the Salary Harmonisation project
- Developed the Equal Employment Opportunity and Diversity Policy and Plan
- Technology One implementation



# MAJOR PROJECTS PROGRAM



Over the past four years Council has received significant funding for major projects. These funds come from a variety of sources including both the State and Federal Governments. A breakdown of the funding received by funding program is detailed below.

### Stronger Communities Fund

The Stronger Communities Fund was established by the NSW Government to provide all new councils, including Edward River Council, with funding to kick-start the delivery of projects that improve community infrastructure and services.

Council received \$10 million in 2016-2017 and \$3.99 million in 2018-2019 through the Stronger Communities Fund. The primary objective of this funding is to provide councils with funding to spend on priority Community initiatives and projects.

Stronger Communities Fund (Round 1)	Grant Amount
Deniliquin Swim Centre	\$880,000
Community Masterplans and Initial Works	\$2,105,000
Deniliquin Regional Sports and Entertainment Extension	\$540,000
Blighty Community Netball and Tennis Facility	\$550,000
Deniliquin Children's Centre Extension	\$500,000
Deniliquin Netball Facility and Improvement Works	\$320,000
Rural Villages Beautification Projects	\$300,000
Beach to Beach Walk Connectivity Improvements	\$300,000
Deniliquin Community Facility Refurbishments	\$165,000
Urban Road Infrastructure Program	\$2,390,000
Deniliquin Airport Heritage Centre Redevelopment	\$50,000
Various Community Group Grants	\$1,400,000
Unallocated Funding for New Council	\$500,000
<b>Total</b>	<b>\$10,000,000</b>

Stronger Communities Fund (Round 2)	Grant Amount
Cressy Street CBD	\$1,200,000
Riverfront Enhancement	\$700,000
Waring Gardens Upgrade	\$640,000
Lagoon to Riverwalk Road Treatments	\$250,000
Civic Plaza	\$390,000
Truck Stop Strategy	\$10,000
Peppin Heritage / Visitor Centre Upgrade	\$200,000
Ute Muster Office and Museum	\$600,000
<b>Total</b>	<b>\$3,990,000</b>

### Stronger Country Communities Fund

Since 2017, the Stronger Country Communities Fund (SCCF) has supported local projects that make regional communities even better places to call home.

In Round One, the NSW Government allocated funding to improve community facilities such as recreational facilities, shared paths and playgrounds. Edward River Council was allocated funding for the following projects:

Stronger Country Communities (Round 1)	Grant Amount
Scott's Park – A Destination Playground	\$676,620
Deniliquin Swim Centre – All Abilities	\$295,796
Lagoons to Riverwalk	\$297,425
<b>Total</b>	<b>\$1,269,841</b>

In Round Two, the NSW Government allocated funding to provide high quality community and sports-related infrastructure. Edward River Council was allocated funding for the following projects:

Stronger Country Communities (Round 2)	Grant Amount
The Deniliquin Town Hall	\$1,315,170
Deni Central Streetscape (Napier Street)	\$401,500
Deniliquin Memorial Park	\$786,000
Deniliquin RAMS Facility	\$559,000
Deni Lawn Tennis Club	\$198,910
Deni Golf Club	\$111,170
<b>Total</b>	<b>\$3,371,750</b>

In Round Three, the NSW Government provided \$100 million for community projects. Council was successful in obtaining funding through this round which was allocated to the following projects:

Stronger Country Communities (Round 3)	Grant Amount
North Deniliquin Rest Stop	\$300,000
Town Hall	\$964,500
<b>Total</b>	<b>\$1,264,500</b>

### Murray Darling Basin Regional Economic Diversification Fund

The Federal Government released additional funding under the Murray Darling Basin Regional Economic Diversification Funding programme to Edward River Council for the following projects:

Murray Darling Basin Diversification Fund	Grant Amount
Deniliquin Industrial Park Road Works	\$350,000
Crossing Café and Peppin Heritage Centre Revitalisation	\$300,000
Rotary Park Earthworks	\$100,000
<b>Total</b>	<b>\$750,000</b>

### Our Region Our Rivers – Regional Growth Fund

The Commonwealth released additional funding through the Department of Infrastructure, Regional Development and Cities 'Our Region Our Rivers' Regional Growth Fund. Edward River Council has been allocated funding for the following projects:

Regional Growth Fund	Grant Amount
Riverfront Revitalisation	\$550,000
CBD Revitalisation	\$1,123,080
<b>Total</b>	<b>\$1,673,080</b>

## Drought Communities Programme

The Commonwealth released funding under the Drought Communities Programme - Extension which provides councils with funding for drought relief projects. Funding is for councils in areas impacted by drought. Edward River Council has been allocated funding for the following projects:

Drought Communities Program (Round 1)	Grant Amount
Drought Support Officer and Drought Events	\$100,000
Tourism Marketing Program	\$50,000
CBD Painting	\$100,000
Town Entrance - Crispe Street	\$200,000
Town Entrance - Davidson Street	\$100,000
Road Upgrades - Harfleur and Wyatt Street	\$250,000
Booroorban Lay-By	\$200,000
<b>Total</b>	<b>\$1,000,000</b>

The second round of Commonwealth Funding under the Drought Communities Programme - Round 2 was released in September 2020, with Council obtaining funding for the following programs:

Drought Communities Program (Round 2)	Grant Amount
Waring Gardens Amenities and Rotunda	\$200,000
Rotary Park Clubrooms and Grounds	\$200,000
North Deniliquin Rest Stop	\$100,000
Visit Deni Tourism Campaign	\$50,000
Signage Strategy Implementation	\$140,000
Deniliquin Town Hall – Civic Plaza	\$210,000
Rural Villages Business Painting	\$100,000
<b>Total</b>	<b>\$1,000,000</b>

## NSW Showgrounds Stimulus

Edward River Council has received funding from NSW Showgrounds Stimulus Program for the Memorial Park Showground which is allocated to the following projects:

NSW Showgrounds Stimulus Program – Memorial Park Showground	Grant Amount
Phase 1 – Option A & B (Seating)	\$133,540
Phase 1 – Option B (Fencing)	\$67,650
Phase 1 – Options C (car parking and entrance)	\$111,000
<b>Total</b>	<b>\$312,190</b>

The second Phase of funding from NSW Showgrounds Stimulus Program for Memorial Park was received this financial year, which is allocated to the following projects:

NSW Showgrounds Stimulus Program P2 – Memorial Park Showground	Grant Amount
Phase 2– Option E (Construction of a new designated sealed access roads, kerb and gutter and carparks)	\$792,000
Phase 2– Option F (Construction of new access roadway and formal carparking to the Eastern side)	\$276,925
Phase 2– Option G (Demolition and construction of a new toilet block and facilities)	\$168,850
Phase 2 – Option E (Extension to the DNA Club Rooms)	\$413,000
<b>Total</b>	<b>\$1,650,000</b>

## Local Roads and Community Infrastructure, Round 1 and Round 2

This program is a Federal Government initiative to support local councils to deliver priority local road and community infrastructure projects across Australia, supporting jobs and the resilience of local economies to help communities bounce back from the COVID-19 pandemic.

Edward River Council has been successful in securing funding from Rounds 1 and 2, which has been allocated to projects as follows:

Local Roads and Community Infrastructure Rounds 1 and 2	Grant Amount
Community Facilities	\$350,000
Deni Visitor Centre and Peppin Heritage Centre Upgrades	\$200,000
Airport Hangar Refurbishment	\$100,000
Urban and Rural cemeteries	\$180,000
Off Leash Dog Park	\$80,000
Memorial Park Amenities	\$153,170
<b>Total</b>	<b>\$1,063,170</b>

Footpath replacement and upgrade	\$380,000
Skatepark Renewal Work	\$60,000
Fencing Island Sanctuary	\$60,000
Rural Gravel Road Renewal	\$280,000
<b>Total</b>	<b>\$780,000</b>



### Fixing Local Roads

The NSW Government provided \$500 million in funding to Council to assist in reducing the local roads maintenance backlog. Council has been successful in securing funding for major local roads in both rounds 1 and 2.

Fixing Local Roads Round 1 and 2	Grant Amount
Poictiers Street	\$1,052,055
North Deni Industrial Area (Augustus Street)	\$910,000
<b>Total</b>	<b>\$1,962,055</b>

### Building Better Regions Funding

The Federal Government released funding under Building Better Regions Fund Stream 4, supporting the Australian Government's commitment to create jobs, drive economic growth and build stronger regional communities into the future. Council was successful under this funding program to secure funding for Stage 4 of the Town Hall Project.

Building Better Regions	Grant Amount
Stage 4 – Town Hall	\$630,883
<b>Total</b>	<b>\$630,883</b>

### Regional Airports Program Round 1

The Federal Government has given Council an undertaking to support a project to lengthen and strengthen the Deniliquin Airport runway strip thus enhancing aviation safety and accessibility for regional communities.

Regional Airports Program	Grant Amount
Deniliquin Airport	\$2,500,000
<b>Total</b>	<b>\$2,500,000</b>



## Major Projects Program Highlights

*Some of the highlights of the projects completed through the Major Projects Program include:*

### Cressy Street & Waring Gardens Revitalisation

Cressy Street revitalisation works were funded through the Federal Government Building Better Regions Programme and Stronger Country Communities Round 2.

The works included new paving, making the park accessible for all; over 1000 new trees and shrubs planted; a new bridge across the lagoon and new arbors and signage.



### Riverfront Enhancement

Funded through the Federal Government Building Better Regions Programme, Council has delivered a stunning riverfront walk that has enhanced the natural beauty and landscape of the popular Beach to Beach walk from McLean Beach to Island Sanctuary.



### Signage Strategy Implementation

Funded through the Drought Communities Program Round 2, the new signage showcases Edward River's assets including parks and gardens, rest stops and visitor information.



### Rural Villages Business Painting

Funded through the Drought Communities Program Round 2, painting and signage work has been undertaken in our rural villages including the Booroorban and Blighty Pubs and Wanganella Store.



### Streetlight Renewal Program

In 2019 Council threw its weight behind a push to roll out cleaner, greener and smarter streetlights across Southern NSW in supporting the Southern Lights Project. In 2020/21 Council deployed LED lighting throughout the Deniliquin CBD and surrounds.



### Memorial Park – Changeroom Facilities

Funded through the Stronger Country Communities Round 2, Memorial Park users now have access to fantastic new changerroom facilities.



# CAPITAL WORKS



This section is Edward River Council's Capital Works Report as required under the Capital Expenditure Guidelines, issued by the Department of Premier and Cabinet pursuant to section 23A of the Local Government Act 1993. Council had a successful year in the delivery of Council's Capital Works Program. The highlights include:

## Roads and Road Related Infrastructure

### Gravel Roads

Approximately \$740K for gravel roads re-sheeted across the Edward River Council area such as:

- Gallops Road
- Swimming Hole Road
- North Coree Road
- Lower Finley Road
- Cassidys Road
- Barneys Lane
- Willurah Road
- Cowies Road
- Pine Lodge Road

### Resealing

Council has undertaken approximately \$780K of resealing works on local roads and approximately \$350K of resealing works on regional roads throughout the local government area. As indicated by its name, this work seals the road surface from water entering the underlying pavement, thereby reducing the likelihood the road will need costly rehabilitation and reconstruction in the near future.

Resealing works undertaken in 2020-2021 include:

#### Urban Roads

- |                           |           |
|---------------------------|-----------|
| • Hyde Street             | \$14,000  |
| • Maher Street            | \$29,000  |
| • Edwardes Street         | \$31,000  |
| • Macauley Street         | \$33,000  |
| • Junction Street         | \$62,000  |
| • Whitelock Street        | \$28,000  |
| • + an additional 6 roads | \$102,000 |

#### Rural Roads

- |                     |          |
|---------------------|----------|
| • Blighty Hall Road | \$6,000  |
| • Nesbits Road      | \$83,000 |

#### Second Seals

- |                           |           |
|---------------------------|-----------|
| • Victoria Street         | \$60,000  |
| • Crispe Street           | \$82,000  |
| • Wood Street             | \$65,000  |
| • + an additional 4 roads | \$183,000 |

## Regional Roads

- Lindifferon Lane Intersection \$80,000
- Conargo Road Reseal between chainage 47.335-47.950 \$38,000
- Conargo Road Reseal between chainage 48.915-50.063 \$68,500
- Pretty Pine Road Reseal between chainage 80.487-81.732 \$64,000
- Pretty Pine Road Reseal between chainage 72.503-73.028 \$25,000
- Maude Road Reseal between chainage 22.364-29.037 \$150,000

## Road Renewal and Kerb & Gutter

Council has continued to focus on renewals for urban streets as part of its road renewal and kerb and gutter program. Where required, both road and kerb and gutter renewal are undertaken as part of the same project in order to provide better outcomes and efficiencies for the community.

Works undertaken during 2020-2021 include:

- South Deniliquin Industrial Area
  - This project included the reconstruction of Kelly Street, Ochertyre Street to 464 Kelly Street and 464 Kelly Street to Stewart Street, Jane Street, Kelly Street to Stewart Street
  - Works to complete Stewart Street were carried over into the 2021-2022 program
- A new design commenced for Hardinge Street from Harfleur Street to Ochertyre Street. This has been undertaken in conjunction with TfNSW. The new design should improve access for delivery of goods to the Coles complex, improve traffic safety by creating an unrestricted traffic flow and improvements for pedestrian movement.

## Footpath

The following footpath renewals were completed during the 2020-2021 financial year:

- Edwardes Street \$11,000
  - Laneway to commencement of Beach-to-Beach Walk
- Hardinge Street \$13,000
  - Charlotte Street to Riverside Road
- Poitiers Street \$40,000
  - End of the Swim Centre to Russell Street
- Russell Street \$40,000
  - Cressy Street to George Street
  - George Street to Charlotte Street
- Sloane Street \$61,000
  - Junction Street to Hatch Street
  - 429 Sloane Street to Russell Street

## Plant

Council allocated approximately \$1.1 million, towards plant replacement in 2020-2021. This included replacement of a Hino Watercart, Machine Control System (3D grader control) and a new 3.5T Excavator.

## Sewerage Services

During the 2020-2021 financial year Council undertook the following works on the Sewerage System:

- Relining 2500m of existing earthenware sewer pipes as part of the sewer relining program
- CCTV investigation of sections of the sewer network
- Telemetry and SCADA upgrades for sewer pumping stations
- Telemetry and SCADA upgrades for sewer treatment plant
- Refurbishments and minor upgrades at the sewer treatment plant

## Asset Management

During 2020-2021 Council undertook a revaluation of all its Open Space and Recreation assets which included:

- Parks
- Reserves
- Swim Centre
- Sporting Grounds

And land asset revaluations, including:

- Community
- Operational
- Council owned land

The revaluation was undertaken by an independent consultant and the results integrated into Council's financial system and asset registers.

## Parks and Gardens

The parks and gardens teams continued to maintain a high standard through the town and villages. In 2020-2021 the teams areas of maintenance responsibility increased with completion of capital projects including the revitalisation of Cressy Street and Waring Gardens.

## Waste Management

Council continued working through planning for the proposed Landfill Consolidation of the Pretty Pine and Conargo tip sites to Waste Transfer Stations. This is a funded program through Environment NSW. Construction will commence in 2021-2022.

## Water Supply System

During the 2020-2021 financial year Council undertook the replacement of the following sections of the following sections of the water supply system:

- Sloane Street from Wellington Street to Crispe Street
- George Street from Butler Street to the end of the cul de sac
- Stewart Street under the intersection of Kelly Street and Jane Street
- Saleyards Road from Cemetery Road to Wrights Bros Drive
- Poitiers Street from Russell Street to Butler Street and Fowler to Decimus Street

# STATUTORY REPORTING





## Overview

Edward River Council's general reporting requirements are set out in section 428 of the Local Government Act 1993 (the Local Government Act) and the Local Government (General) Regulation 2005 (Part 9, Division 7) (the Regulation). Copies of the Act and Regulation can be accessed from [www.legislation.nsw.gov.au](http://www.legislation.nsw.gov.au).

This section also meets Council's reporting requirements under the Companion Animals Act 1998 and Companion Animals Regulation 2008 and the Environmental Planning and Assessment Act 1979.

## Rates and Charges Written Off

*Local Government (General) Regulation - Clause 132*

Table B details the Rates written off by Council in the reporting period:

Table B: Rates and Charges Written Off	
Category	Amount
Pensioner Rebates - Mandatory	\$144,988.07
Pensioner Rebates - Voluntary	\$0
Rates – Other	\$0
Interest	\$0
<b>Total</b>	<b>\$144,988.07</b>
* Council receives a subsidy equivalent to 55 per cent of the amount of Pension Rebates.	

## Overseas Visits

*Local Government Act 1993 – Section 428(4)(b), Local Government (General) Regulation 2005 – Clause 217(1)(a).*

The Act and Regulation require Council to report on overseas visits undertaken by Councillors, Council staff or other persons representing Council during the reporting period.

No Councillors nor Council staff nor any other person representing Council travelled overseas during the reporting period.

## Councillor Expenses and Provision of Facilities

*Local Government (General) Regulation 2005 – Clause 217(1)(a1)*

Council's Payment of Expenses and Provision of Facilities Policy allows for the payment of expenses incurred by, and the provision of facilities to, councillors in relation to their roles as elected representatives and members of the governing body of Council.

The total amount of fees received by the elected Councillors was \$134,864.19.

Table C details the amount spent on providing facilities and expenses for elected Councillors during the reporting period.

**Table C: Councillor Expenses and Provision of Facilities**

<b>Category</b>	<b>Amount</b>
Office Equipment	\$0
Telephone Calls	\$9,923.19
Conference and Seminar Attendance	\$0
Training and Skill Development	\$0
Interstate Visits	\$0
Overseas Visits	\$0
Spouse Expenses	\$0
Carer Expenses	\$0
General Travel Expenses	\$12,474.00
<b>Total</b>	<b>\$22,397.19</b>

## Contracts

*Local Government (General) Regulation 2005 – Clause 217(1)(a2)*

Council is required to disclose the details of each contract awarded for amounts greater than \$250,000, including the name of the contractor, the nature of goods or services supplied, and the total amount payable under the contract. The following major contracts for works and services were awarded during the reporting period:

Table D - Contracts

Table D: Contracts			
Contract Number	Contractor Name	Contract Description	Contract Value
C2020/21	Moretto	Town Hall & Civic Precinct	\$5,705,210
C2021/01	Miller Pipe & Civil Pty Ltd	Russell Street Shoulder Reconstruction	\$443,496
C2021/02	Interflow Pty Ltd	Sewer Relining 20/21	\$340,000
C2021/03	Not yet Awarded Still in Design	Aerodrome Lengthening & Strengthening and Lighting	
C2021/04	B. Green Construction Pty Ltd	Memorial Park – Changeroom Facilities	\$464,743
C2021/05	Deni Civil and Construction Pty Ltd	Poictiers Street Reconstruction	\$937,804

## Mayor and Councillor Professional Development

*Local Government (General) Regulation 2005 Clause 2171 A4*

All conferences, training and professional development has been on hold since March 2020 due to COVID-19 restrictions.

## Legal Proceedings

*Local Government (General) Regulation 2005 – Clause 217(1)(a3)*

Council is required to provide a summary of the amounts incurred in relation to legal proceedings, including amounts, costs and expenses paid or received, and a summary of the state of progress of each legal proceeding.

During the reporting period, Council incurred a total of \$6,122.38 in legal proceedings expenditure. This cost was in relation to general legal advice on GIPA, water and sewer reserves, local government tendering regulations and library separation matters.

## Subsidised Private Works

*Local Government (General) Regulation 2005 – Clause 217(1)(a4)*

During the reporting period, Council did not undertake any subsidised works on private land.

## Financial Assistance to Others

*Local Government (General) Regulation 2005 – Clause 217(1)(a5)*

Council provided contributions under section 356 of the Local Government Act during the reporting period, totaling \$149,633.83. These included cash donations, sponsorships and reductions in charges.

## Delegated External Bodies

*Local Government (General) Regulation 2005 - Clause 217(1)(a6)*

During the reporting period, the following external bodies exercised functions delegated by Council:

- Blighty Hall Committee (Hall Management)
- Booroorban Hall Committee (Hall Management)
- Central Murray Regional Library (Library Services) (arrangement now terminated)
- Conargo Hall and Recreation Ground Committee (Hall Management)
- Deniliquin Multi-Arts Centre Committee (Hall Management)
- Mayrung Hall Committee (Hall Management)
- Pretty Pine Hall Committee (Hall Management)
- Wanganella Hall (Hall Management)

## Controlling Interest in Companies

*Local Government (General) Regulation 2005 - Clause 217(1)(a7)*

Council did not hold a controlling interest in any companies during the reporting period.

## **Participation in Corporations, Partnerships, Joint Ventures or Other Bodies**

*Local Government (General) Regulation 2005 –*

During the reporting period, Council participated in the following corporations, partnerships and other organisations:

- Country Mayors Association;
- Local Government NSW;
- Murray Darling Association;
- Riverina and Murray Joint Organisation of Councils;
- Statecover Mutual Limited; and
- Statewide Mutual Limited.

In addition to the above, Council employs a Road Safety Officer under a Memorandum of Understanding between Edward River Council, Murray River Council and Roads and Maritime Services NSW.

## **Equal Employment Opportunity Management Plan**

*Local Government (General) Regulation 2005 - Clause 217(1)(a9)*

Council has adopted a Workforce Management Plan as part of its resourcing strategy. The plan addresses the human resourcing requirements of the Community Strategic Plan. A key strategy of the WMP is the Equal Employment Opportunity and Diversity Plan. The Equal Employment Opportunity and Diversity Plan (Plan) provides the framework for building a workplace culture that increases diversity and embeds values of fairness and equality in all aspects of the Edward River Council's business.

Through the implementation of this plan Council endeavours to ensure that in the application of Council policies, practices and procedures, no discrimination takes place, diversity is encouraged, and employees enjoy equal access to opportunities within the Council.

Staff receive information on their rights and responsibilities for promoting equal employment opportunity through the employee induction program and the plan's aim is to build further understanding of these rights and responsibilities.

Council provides an Employee Assistance Program, providing staff and their immediate family members access to a free professional counselling service.

## **Disability Inclusion Action Plan**

*Disability Inclusion Act 2014 – Clause 13(1)*

In July 2017, the Disability Inclusion Plan (DIAP) was adopted by Council. This plan defines strategies and provides a planning framework to promote inclusion and equity for people with a disability. It addresses areas within the council workforce where inclusion can be enhanced and issues with accessing community infrastructure and assets for the Edward River residents and visitors to the municipality. The DIAP committee, comprising community members and Council staff guide and prioritise projects each year.

## General Manager and Senior Staff Remuneration

*Local Government (General) Regulation 2021 - Clause 217(1)(b-c)(i-v)*

Council employed two general managers in the reporting period. John Rayner acted as interim General Manager from July until the appointment of Philip Stone in August 2020.

For the period 1st July 2020 to the 30th June 2021, Council employed three senior officers, being the General Manager and two Directors. Following the resignation of the Director Infrastructure, Oliver McNulty, the role was filled by Mark Dalzell, current Director Infrastructure.

The total expenditure for the reporting period in respect of employment for these senior staff, including salary, motor vehicle expenses package benefits, fringe benefits tax, superannuation was \$871,669.

The annual remuneration paid to senior staff for the reporting period was as follows:

- General Managers \$370,845
- Senior Officers \$500,823

## Stormwater Management Services

*Local Government (General) Regulation 2005 - Clause 217(1)(e)*

Council applied a Stormwater Management Charge of \$12.50 per annum for each residential strata property and \$25.00 per annum for each residential, business and business strata property during the reporting period for the purpose of raising revenue to implement its Stormwater Management Plan.

## Coastal Protection Services

*Local Government (General) Regulation 2005 – Clause 217(1)(e1)*

Council does not apply an annual charge for coastal protection services.

## Planning Agreements

*Environmental Planning and Assessment Act 1979 – Section 93G(5)*

Council did not have any Planning agreements in place during the reporting period.

## Environmental Upgrade Agreements

Council did not have any Environmental Upgrade agreements in place during the reporting period.

## Services to Carers

*Carers Recognition Act 2010 (CR Act), s 8(2)*

Council is not considered to be a 'human service agency' under the CR Act.

## Companion Animal Management

*Local Government (General) Regulation 2005 – Clause 217(1)(f)*

This statement requires Council to report its activities in enforcing and ensuring compliance with the Companion Animals Act 1998 (Companion Animals Act) and Companion Animals Regulation 2008.

## Lodgement of pound data collections returns

The pound collection data for the 2020-21 reporting period was lodged with the Office of Local Government (OLG). Table E summarises the data disclosed to the OLG:

	Cats	Dogs	Total
Seized	24	123	147
Returned to owner	2	52	54
Taken to pound	22	71	93
Rehomed via rehoming shelters	11	24	35
Euthanised	14	18	32

### Lodgement of data relating to dog attacks with the Office of Local Government

It is mandatory for all dog attack data to be lodged with the OLG in accordance with the Companion Animals Act. This legislation requires a dog attack to be reported within 72 hours of the incident. In the 2020-2021 reporting period, 16 dog attack incidents involving people or animals were recorded.

### Animal control expenditure

Council employs one full-time Ranger whose role includes local laws compliance and Companion Animals functions. Council has been focused on improvements to ensure compliance with the Companion Animals Act. Council allocated funds in this reporting period for the design of concept plans to expand and upgrade the existing pound. The Concept plans are currently being finalised. The total expense for animal control services during the reporting period was \$167,000.

### Community education programs

Council completed 4 microchipping weeks during the reporting period and 19 animals were microchipped. Council also offered a subsidised desexing program and 29 companion animals were desexed through this program. Information relating to Companion Animal Management and responsible pet ownership is also available from Council's website at [www.edwardriver.nsw.gov.au](http://www.edwardriver.nsw.gov.au).

### Euthanasia alternatives for unclaimed animals

The Companion Animals Act provides that microchipped animals be held for a period of 14 days and unidentified animals for 7 days. Council releases animals to shelters where those animals are considered to be suitable for rehoming.

### Off leash areas

Under the Companion Animals Act, each council must provide at least one off-leash area where dogs can be exercised off-leash during certain hours. A Concept Design for the off-leash area was adopted by Council in the previous reporting period. Development of the off-leash area, in accordance with the concept plan, has now been completed. The off-leash area is a facility that has been welcomed and well utilised by the community.

### Inspections of Private Swimming Pools

*Swimming Pools Act (SP Act) 1992, s22F(2), Swimming Pools Regulation 2018 (SPReg) Clause 23*

Council undertakes a regime of inspections of private swimming pools. In the reporting period, Council undertook the following inspections:

**Table F Inspections of Private Swimming Pools**

Type	Number
Inspections of tourist and visitor accommodation	0
Inspections of premises with more than 2 dwellings	0
Inspections that resulted in issuance a certificate of compliance under section 22D of the SP Act (This figure includes the inspections of tourist and visitor accommodation)	53
Inspections that resulted in issuance a certificate of non-compliance under clause 21 of the SP Regulation	0



# APPENDIX A: AUDITED FINANCIAL STATEMENTS



# APPENDIX B: GOVERNMENT INFORMATION (PUBLIC ACCESS) ACT



## Overview

This section is Edward River Council's Government Information (Public Access) Act 2009 (GIPA Act) Annual Report for the 2020-2021 reporting period.

## Review of Proactive Release Program

Council continually reviews its proactive release program to identify information that is made publicly available.

Council undertook the following initiatives as part of the review:

- Reviewing the information published on Council's website to ensure information featured is up-to-date, informative and relevant;
- Continuing a review of Council's Policy Register, which resulted in additional policies being developed and adopted by Council during the reporting period;
- Monitoring matters of public interest to determine whether Council can proactively release further information about those matters; and
- Continued to offer an online community consultation platform to better engage residents in the decision-making process and regularly seek community feedback on Council decisions, projects, programs and activities.

## Number of Access Applications Received

During the reporting period Council received two (2) valid formal access to information applications.



## Statistical Information about Access Applications

Statistical Information about GIP Act access applications us outlined in the tables below:

Table A: Number of applications by type of applicant and outcome\*

	Access granted in full	Access granted in part	Access refused in full	Information not held	Information already available	Refuse to deal with application	Refuse to confirm/deny whether information is held	Application withdrawn	Total	% of Total
Media	0	0	0	0	0	0	0	0	0	0%
Members of Parliament	0	0	0	0	0	0	0	0	0	0%
Private sector business	0	0	0	0	0	0	0	0	0	0%
Not for profit organisations or community groups	0	0	0	0	0	0	0	0	0	0%
Members of the public (application by legal representative)	0	0	0	0	0	0	0	0	0	0%
Members of the public (other)	0	2	0	0	0	0	0	0	2	100%
<b>Total</b>	<b>0</b>	<b>2</b>	<b>0</b>	<b>0</b>	<b>0</b>	<b>0</b>	<b>0</b>	<b>0</b>	<b>2</b>	

\* More than one decision can be made in respect of a particular access application. If so, a recording must be made in relation to each such decision. This also applies to Table B.

Table B: Number of applications by type of application and outcome

	Access granted in full	Access granted in part	Access refused in full	Information not held	Information already available	Refuse to deal with application	Refuse to confirm/deny whether information is held	Application withdrawn	Total	% of Total
Personal information applications*	0	0	0	0	0	0	0	0	0	0%
Access applications (other than personal information applications)	0	2	0	0	0	0	0	0	2	100%
Access applications that are partly personal information applications and partly other	0	0	0	0	0	0	0	0	0	0%
<b>Total</b>	<b>0</b>	<b>2</b>	<b>0</b>	<b>0</b>	<b>0</b>	<b>0</b>	<b>0</b>	<b>0</b>	<b>2</b>	

\* A personal information application is an access application for personal information (as defined in clause 4 of Schedule 4 to the Act) about the applicant (the applicant being an individual).

**Table C: Invalid applications**

<b>Reason for invalidity</b>	<b>No. of applications</b>	<b>% of Total</b>
Application does not comply with formal requirements (section 41 of the Act)	0	0%
Application is for excluded information of the agency (section 43 of the Act)	0	0%
Application contravenes restraint order (section 110 of the Act)	0	0%
Total number of invalid applications received	0	0%
Invalid applications that subsequently became valid applications	0	0%

**Table D: Conclusive presumption of overriding public interest against disclosure: matters listed in Schedule 1 to Act**

	<b>No. of times consideration used*</b>	<b>% of Total</b>
Overriding secrecy laws	0	0%
Cabinet information	0	0%
Executive Council information	0	0%
Contempt	0	0%
Legal professional privilege	0	0%
Excluded information	0	0%

Documents affecting law enforcement and public safety	0	0%
Transport safety	0	0%
Adoption	0	0%
Care and protection of children	0	0%
Ministerial code of conduct	0	0%
Aboriginal and environmental heritage	0	0%
Information about complaints to Judicial Commission	0	0%
Information about authorised transactions under Electricity Network Assets (Authorised Transactions) Act 2015	0	0%
Information about authorised transaction under Land and Property Information NSW (Authorised Transaction) Act 2016	0	0%

\* More than one public interest consideration may apply in relation to a particular access application and, if so, each such consideration is to be recorded (but only once per application). This also applies in relation to Table E.

**Table E: Other public interest considerations against disclosure: matters listed in table to section 14 of Act**

	<b>No. of times consideration used</b>	<b>% of Total</b>
Responsible and effective government	0	0%
Law enforcement and security	0	0%
Individual rights, judicial processes and natural justice	0	0%
Business interests of agencies and other persons	0	0%
Environment, culture, economy and general matters	0	0%
Secrecy provisions	0	0%
Exempt documents under interstate Freedom of Information legislation	0	0%
<b>Total</b>	<b>0</b>	

**Table F: Timelines**

	<b>No. of applications</b>	<b>% of Total</b>
Decided within the statutory timeframe (20 days plus any extensions)	2	100%
Decided after 35 days (by agreement with applicant)	0	0%
Not decided within time (deemed refusal)	0	0
<b>Total</b>	<b>2</b>	



**Table G: Number of applications reviewed under Part 5 of the Act (by type of review and outcome)**

	Decision varied	Decision upheld	Total	% of Total
Internal review	0	0	0	0%
Review by Information Commissioner*	0	0	0	0%
Internal review following recommendation under section 93 of Act	0	0	0	0%
Review by NCAT	0	0	0	0%
<b>Total</b>	<b>0</b>	<b>0</b>	<b>0</b>	

\* The Information Commissioner does not have the authority to vary decisions but can make recommendations to the original decision-maker. The data in this case indicates that a recommendation to vary or uphold the original decision has been made by the Information Commissioner.

**Table H: Applications for review under Part 5 of the Act (by type of applicant)**

	No. of applications for review	% of Total
Applications by access applicants	0	0%
Applications by persons to whom information the subject of access application relates (see section 54 of the Act)	0	0%
<b>Total</b>	<b>0</b>	

**Table I: Applications transferred to other agencies under Division 2 of Part 4 of the Act (by type of transfer)**

	No. of applications transferred	% of Total
Agency-initiated transfers	0	0%
Applicant-initiated transfers	0	0%
<b>Total</b>	<b>0</b>	

# APPENDIX C: PUBLIC INTEREST DISCLOSURES ACT



## Overview

Edward River Council is required to report annually on its obligations under section 31 of the Public Interest Disclosures Act 1994 (PID Act) and clause 4 of the Public Interest Disclosures Regulation 2011.

## Statistical Information on Public Interest Disclosures

*Public Interest Disclosures Regulation 2011 cl 4 (2) (a)-(c)*

Table A: Statistical Information on Public Interest Disclosures	
	July 2020 - June 2021
Number of public officials who made PIDs	0
Total number of PIDS received by Edward River Council	0
Of the total received, the number in each of the following categories:	
• Corrupt conduct	0
• Maladministration	0
• Serious and substantial waste	0
• Government intervention contravention	0
• Local government pecuniary interest contravention	0
Number of PIDs finalised in this reporting period	0

## Staff Awareness of Public Interest Disclosures Internal Reporting Policy

*Public Interest Disclosures Regulation 2011 cl 4 (2) (e)*

During the reporting period, Council undertook the following actions to meet its staff awareness obligations:

- Making Council's Public Interest Disclosure Policy available on both our website and staff intranet;
- Incorporating information on public interest disclosures into Council's Employee Manual which is provided to all new staff on commencement;
- Placing information about Public Interest Disclosure on staff bulletin boards.

## Public Interest Disclosures Internal Reporting Policy

*Public Interest Disclosures Regulation 2011 cl 4 (2) (d)*

In accordance with the requirements of the PID Act, Council adopted a Public Interest Disclosure Policy on 17 May 2017. The policy, which provides a mechanism for Council Officials to make disclosures about serious wrongdoing, is based on the NSW Ombudsman's model internal reporting policy for local government.

Council's Public Interest Disclosure Policy is available on Council's website.

# APPENDIX D: END OF TERM REPORT 2017-2021



The “End of Term Report” is the bookend of a story that was commenced with the preparation and adoption of the very first *Community Strategic Plan (CSP)* for Edward River Council.

Under the State Government’s Integrated Planning and Reporting Framework (IP&R), the Community Strategic Plan sits above all other Council plans and policies in the planning and delivery hierarchy. In accordance with the IP&R, the CSP is based on the four priority areas of *Community, Environment, Economy and Leadership*.



**Equity**

Involving fairness in decision making, prioritising and allocation of resources, particularly for those in need.

**Participation**

The maximum opportunity to genuinely participate in decisions which affect their lives.

**Access**

Having fair access to services, resources and opportunities to improve quality of life.

**Rights**

Equal rights established and promoted, with opportunities provided for people from culturally and linguistically diverse backgrounds to participate in community life.

Each annual *Operational Plan, Delivery Program and Annual Report* form the chapters of the story and, as Council prepares its response to the latest consultation for the Community Strategic Plan and develops the next volume in what will become the community's library of civic life, this report is a timely check to see if we are achieving what we set out to do.


Comment is based on the information provided in recent community surveys. Informed by community and stakeholder consultation, the CSP - *Edward River 2030* - sought to answer four key questions:

- Where are we now?
- Where do we want to be in 10 years' time?
- How will we get there?
- How will we know when we have arrived?

and arrived at a vision summarised in 5 key areas:

- A great place to live
- A prosperous and vibrant economy
- A valued and enhanced natural environment
- A region with quality and sustainable infrastructure
- A community working together to achieve its potential

The purpose of this *End of Term* report is to see how we are travelling in achieving this vision where we are meeting our stated outcomes, or where, and why, we may be falling short in achieving these goals.



### Control

Council can directly control change through our decision making and direct provision of services, facilities and resources through our Delivery Program and Operational Plans.

### Influence

Council can influence change through our leadership and advocacy on these areas and partnerships with other stakeholders, including government, community, business and industry.

### Concern

As with our community, Council is interested in, or concerned about, change but is not able to control or influence it.

# OUR VISION FOR EDWARD RIVER 2030

<b>1</b> A great place to live	<b>1.1</b> Our community has access to essential services <b>1.2</b> Our community is safe, happy and healthy, both physically and mentally <b>1.3</b> Our community and public spaces are accessible and inclusive and reflect our history, heritage and culture
<b>2</b> A prosperous and vibrant economy	<b>2.1</b> Our economy is strong and diverse <b>2.2</b> We develop our key assets to enhance agriculture, boost tourism and support existing business <b>2.3</b> Our region provides strong education, employment and training opportunities
<b>3</b> A valued and enhanced natural environment	<b>3.1</b> We are committed to resource recovery and waste management <b>3.2</b> Our natural environment is protected and enhanced <b>3.3</b> We plan for the future to accommodate and facilitate sustainable growth and development
<b>4</b> A region with quality and sustainable infrastructure	<b>4.1</b> Our built environment is managed, maintained and improved <b>4.2</b> Our road network is a source of pride <b>4.3</b> Our water and sewer infrastructure is efficient and fit for purpose
<b>5</b> A community working together to achieve its potential	<b>5.1</b> Our community is informed and engaged <b>5.2</b> We collaborate and pursue partnerships that achieve great outcomes for our community <b>5.3</b> Our local government is efficient, innovative and financially sustainable

## Outcome 1 - *A great place to live*

### Indicator

Availability of health services and access to doctors and medical professionals

Condition of parks, reserves and open spaces

Mobile and broadband coverage

Sport and recreation participation

Crime

### Our targets

**1.1** Our community has access to essential services

**1.2** Our community is safe, happy and healthy, both physically and mentally

**1.3** Our community and public spaces are accessible and inclusive and reflect our history, heritage, and culture



As noted in the recent *'Our Region, Your Say' community consultation report August 2021* health services are the second largest employer in the region. Issues raised in the health sector relate to access, services offered, aged care, mental health and attracting general practitioners. Health and education are the responsibility of state government and Council cannot be responsible for solving these issues on its own, however the community is looking to Council to continue to be a catalyst to, more actively, engage other levels of government on the issue.

Many people in the region remain actively involved in the community, are long-term residents and care about the future of the area. There is a sense of history, pride in the agricultural success in the region and there is an interest in, and appreciation of, the culture and the history of the traditional Indigenous owners of the land. There is also a strong team of volunteers in the community who make things happen by running the many community sporting clubs, cultural groups, natural resource management groups, health advocacy organisations and more.

More than 80% of the respondents in the online survey indicated that they are 'Satisfied' or 'Very Satisfied' with the parks, reserves and open spaces in the community.

Edward River Council's work to build and maintain new facilities and upgrade existing facilities such as the parks, recreational grounds, streetscape, and walking paths are acknowledged and appreciated by much of the community.

*"Overall, the community was positive about living in the region, the beautiful natural surroundings, the sense of community they experience, and the recent improvements Council has made to the area."*



## Outcome 2 - *A prosperous and vibrant economy*

### Indicator

Unemployment rate

Household Income

Gross Regional Product

Events participation

Apprenticeships and vocational training enrolments

Completed Year 12 or equivalent

Visitor nights, numbers and expenditure

### Our targets

**2.1** Our economy is strong and diverse


**2.2** We develop our key assets to enhance agriculture, boost tourism and support existing business

**2.3** Our region provides strong education, employment and training opportunities

There are many more options for business and industrial development in the region that are not retail outlets or related to agriculture. The region's workforce has traditionally remained steady and it is expected that trends for increased part-time employment will continue.

Concerns exist about Council's risk appetite and capacity to finance the maintenance and development of functions such as the cattle saleyards and the airport and the limited return on such investments and the potential negative impact on the wider community.

The long term impact of the Covid-19 environment has not been fully assessed and the improvement of cross border trade and tourism will be contingent on how the medical impacts of the virus are in the longer term and whether seasonal surges reoccur.



## Outcome 3 - *A valued and enhanced natural environment*

### Indicator

Property development activity

Household recycling

Household waste generation

Alternative energy use

### Our targets

**3.1** We are committed to resource recovery and waste management

**3.2** Our natural environment is protected and enhanced

**3.3** We plan for the future to accommodate and facilitate sustainable growth and development

The absence of a dedicated roadside recycling service has been noted by the community as a desired outcome. Council has taken the overhauling of existing tips and redesigning them as waste transfer stations as the first step in this process, however, the increased costs associated with the community expectation is an area of potential financial concern.

There is a sense of pride in the natural environment and beautiful surroundings, and a feeling that these could be better utilised to improve the lifestyle in the region and attract more visitors.

There was also some concern raised both in the online survey and in personal interviews that Council is not taking sufficient action to prevent damage to the natural environment caused by weeds and other pests.

In light of existing supply challenges, residents are urging Council to explore ways to make the community more effective users of renewable energy and less reliant on outside sources of energy. Various options were proposed by the community include natural gas and solar.



## Outcome 4 - *Quality and sustainable infrastructure*

### Indicator

Road safety

Asset Renewal Gap

Increased satisfaction with road network

Amount of investment in renewing and upgrading buildings

### Our targets

**4.1** Our built environment is managed, maintained, and improved

**4.2** Our road network is a source of pride

**4.3** Our water and sewer infrastructure is efficient and fit for purpose

More than a quarter of online survey respondents raised issues with roads and footpaths when asked what Council could do better in the open-ended survey question.

Many people have expressed great concern about the state of some of the buildings in town that need to be upgraded or urgently restored. This is the responsibility of the building owners, not Council, but the community is calling out for the Council to take some action to 'strongly encourage' building owners to disallow buildings to be neglected.

Council has undertaken significant improvements of the public domain and assisted private owners by co-ordinating the town centre repainting project as well as commencing significant built improvements of community facilities in both Deniliquin and local village recreation areas.

Many participants in the consultation did not raise water issues at all – perhaps because many of them live in town and are not directly impacted by the issue of supply for agriculture where access, volumes and consistent supply is an ongoing issue.



## Outcome 5 - *A community working together to achieve its potential*

### Indicator

Membership in local community organisations, sporting clubs and service clubs

Community participation in decision making

Council achieving Fit for the Future benchmarks

### Our targets

**5.1** Our community is informed and engaged

**5.2** We collaborate and pursue partnerships that achieve great outcomes for our community

**5.3** Our local government is efficient, innovative, and financially sustainable



Edward River Council continues to communicate and advocate alongside community leaders, groups and businesses to ensure a united shared long-term vision. There is a strong emotional and financial investment in the community from many rate payers and residents and importantly many people in the community are thinking about the region's future and are ready to move forward.

It is critical that Edward River Council lead and collaborate, and that leadership comes from within the community. Drawing on the skills, expertise and talents of the local community involves informal discussions and ongoing consultation with key business leaders, advisory panels and with a selection of informed individuals and more formal group structures such as user group committees for developing interaction with the community.

For a community with a population under 10,000 there are an extensive range of active clubs and groups that people can join. These provide options for entertainment and building friendship networks and they encourage a sense of community. They also rely on committed volunteers to function effectively. Almost two thirds of the respondents to the online survey stated they belonged to at least one club or group in the local area. Most of those people listed several clubs to which they belong.

There is a perception that Council staff is not always committed to operating as efficiently and effectively as the community would expect, and this is related to the only 'negative' identified by the State Government's *Fit for the Future* analysis ( the rationale behind the amalgamation), and that is the per capita cost of providing the necessary administration and service delivery of essential and basic services. The population of the region remains static and so the provision costs for the existing population cannot achieve improved scale-based efficiencies to spread the load beyond the existing ratepayers and residents.



# STATE OF THE ENVIRONMENT REPORT

Due to changes that will see the environmental considerations linked into all aspects of Council's Integrated Planning and Reporting, Edward River's first, and only, stand alone State of the Environment report is the concluding part of the reporting process.

The scale and nature of such a review and report on an individual council has both resourcing and practical limitations with assessment of a wide range of issues including:

- air
- water
- land
- biodiversity
- population and land use
- energy
- climate
- transport
- noise
- waste
- water and energy consumption figures

As well as the environmental considerations associated with economic indicators such as:

- commercial rental rates
- gross regional product
- tourism spend
- labour market trends
- development figures, property market details
- retail spending
- educational enrolments
- access to childcare
- infrastructure condition assessments and improvement targets
- other sustainability indicators



EDWARD RIVER COUNCIL  
**ANNUAL REPORT 2020-2021**

180 Cressy Street (PO Box 270)  
Deniliquin NSW 2710  
T 03 5898 3000 F 03 5898 3029  
council@edwardriver.nsw.gov.au  
www.edwardriver.nsw.gov.au